

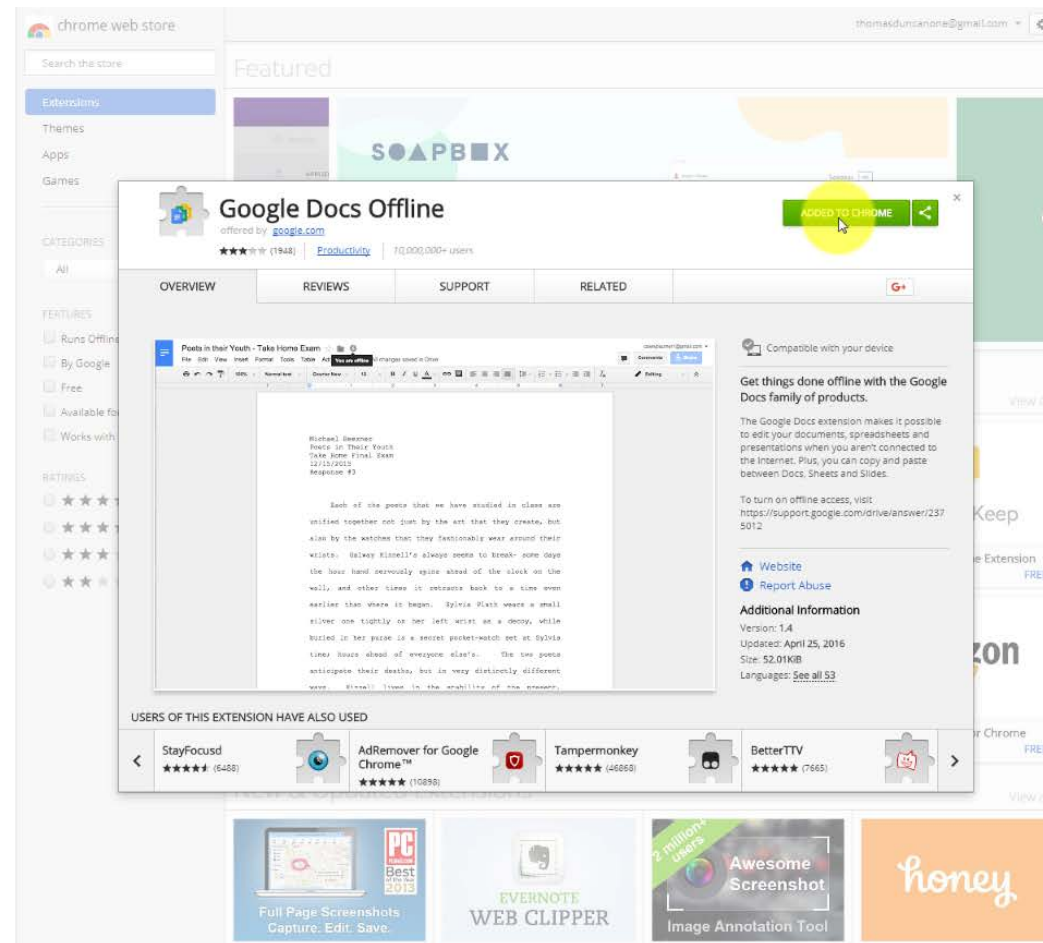
# Working With Google Docs Offline

# Get Google Docs Offline

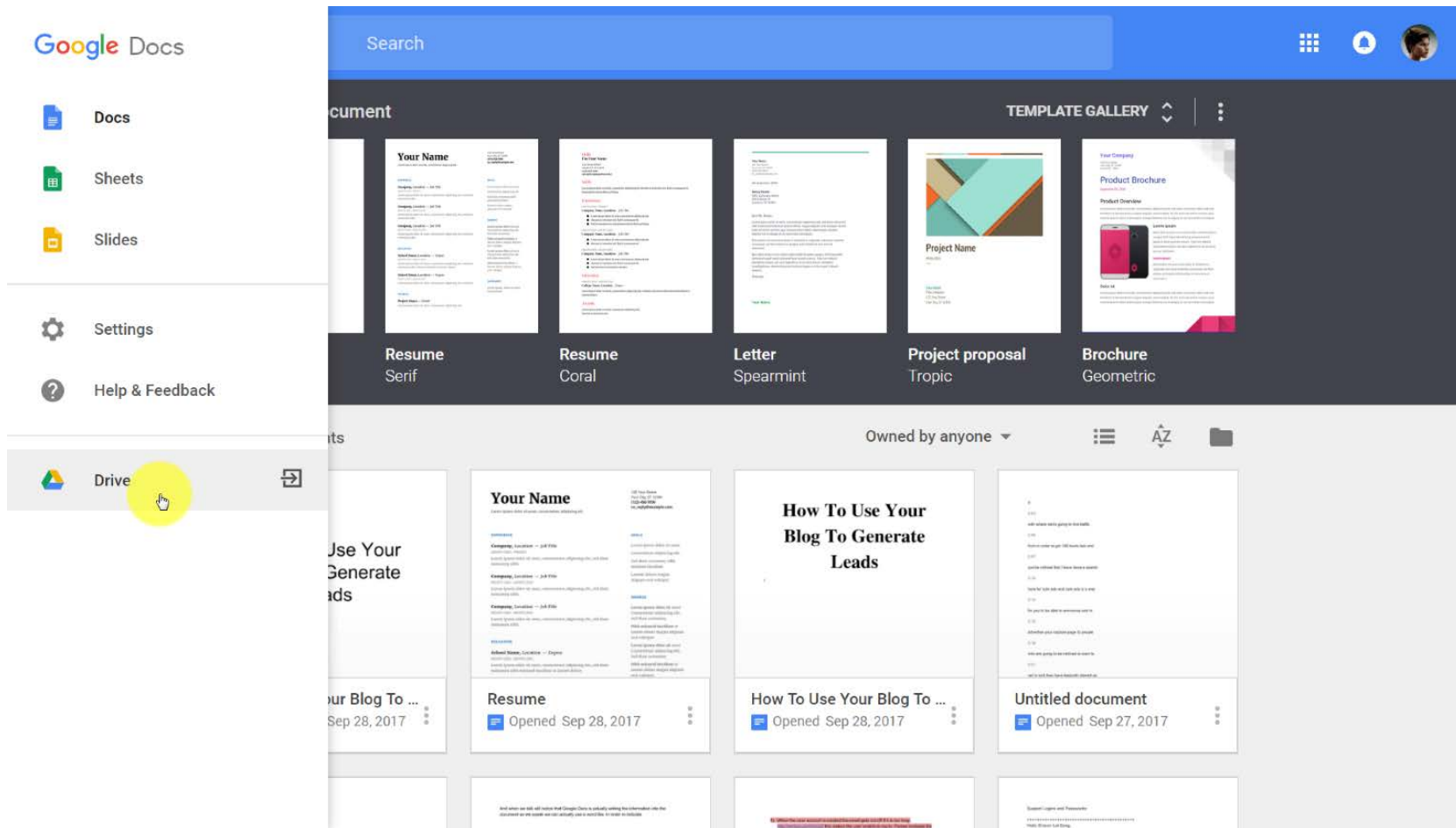


A screenshot of the Chrome Web Store interface. The main focus is the 'Google Docs Offline' extension page, which is displayed as a modal window over the store's background. The extension page shows a 5-star rating, 1948 reviews, and over 70,000,000 users. It includes tabs for Overview, Reviews, Support, and Related. The Overview tab is active, showing a preview of a Google Doc titled 'Poems in their Youth - Take Home Exam'. To the right of the preview, there is a 'Compatible with your device' badge and a description of the extension's functionality. Below the description, there are links for the website, report abuse, and additional information. At the bottom of the extension page, there is a section titled 'USERS OF THIS EXTENSION HAVE ALSO USED' which lists several other extensions: StayFocused, AdRemover for Google Chrome, Tampermonkey, and BetterTTV. The background of the Chrome Web Store shows a 'Featured' section with the 'SOAPBOX' extension and a sidebar with navigation options like 'Extensions', 'Themes', 'Apps', and 'Games'. At the bottom of the store, there are more extension recommendations like 'Full Page Screenshots', 'Evernote Web Clipper', 'Awesome Screenshot', and 'honey'.

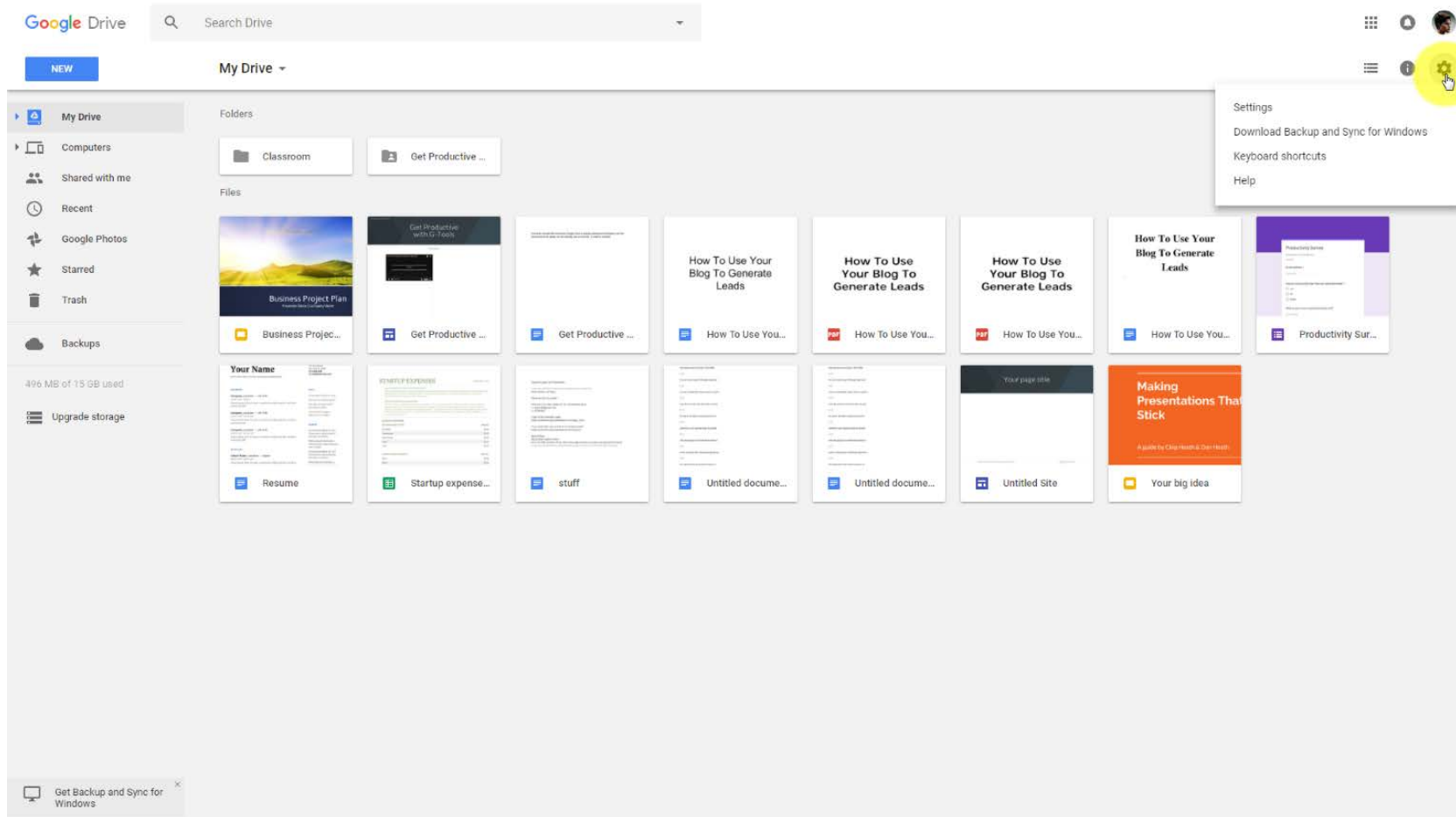
# Add Application to Chrome



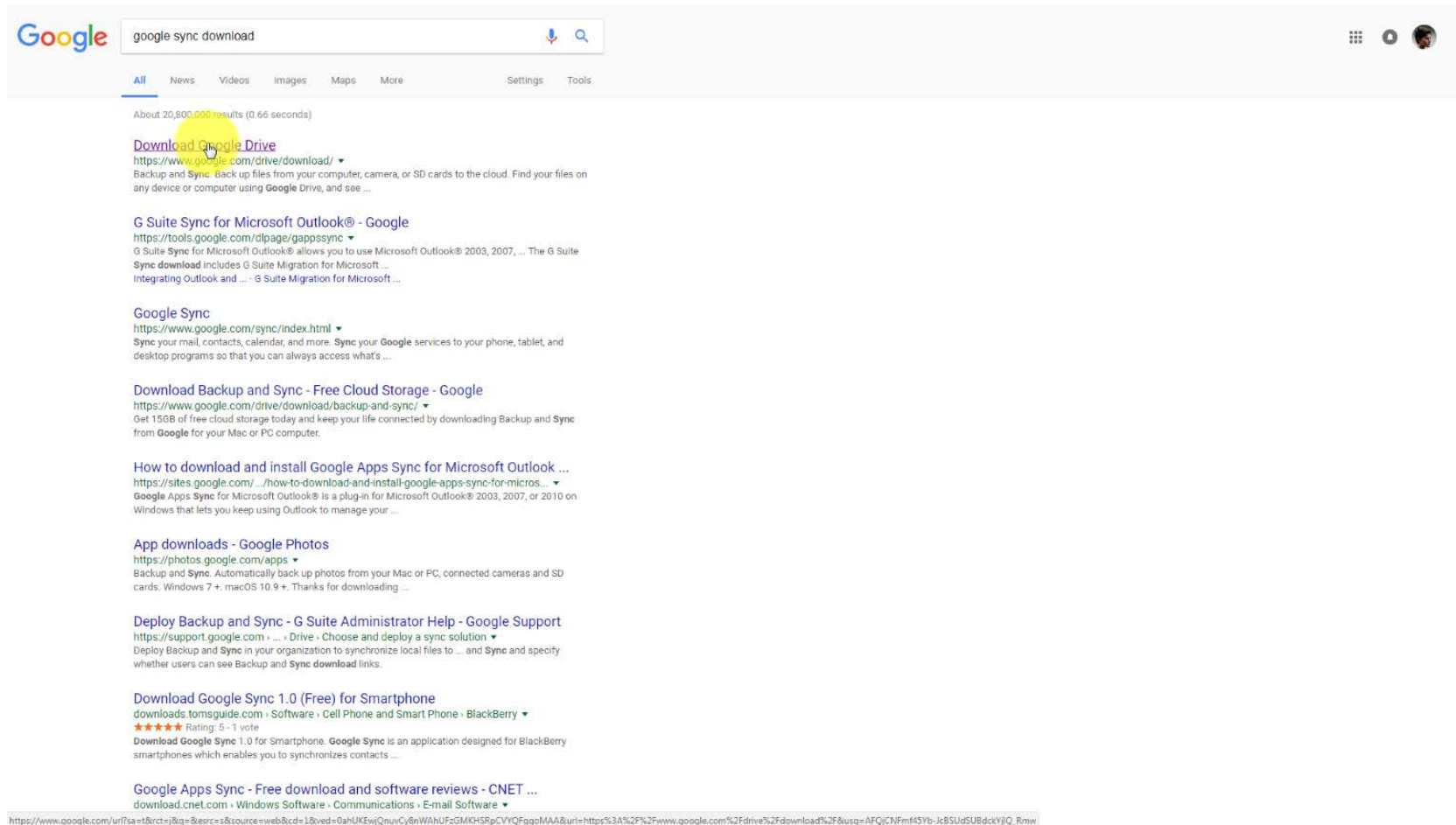
# Go to Google Drive



# Go to Google Drive Settings



# Get the Google Sync Software

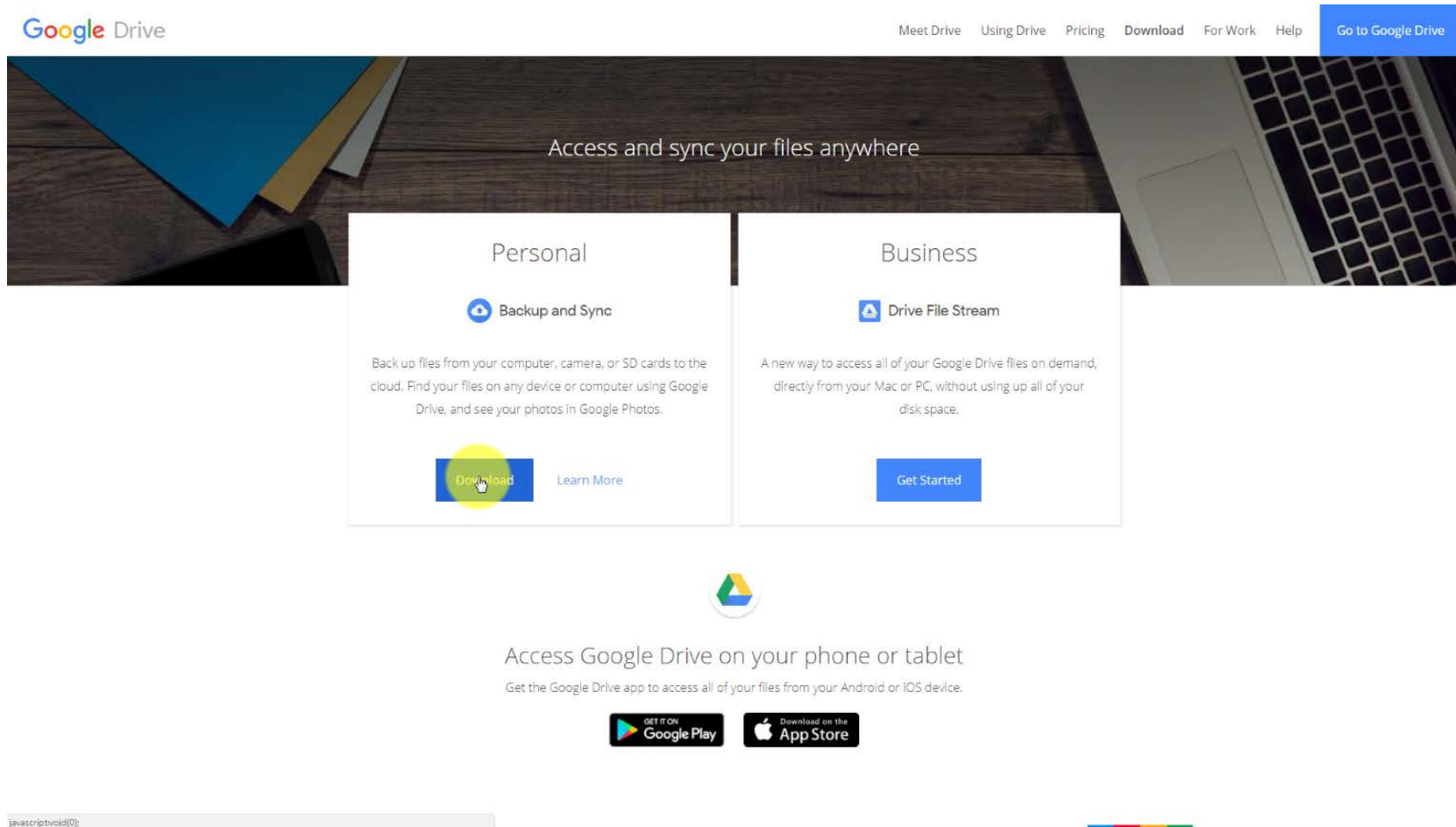


The screenshot shows a Google search interface with the query 'google sync download'. The search results are as follows:

- Download Google Drive**  
<https://www.google.com/drive/download/>  
Backup and Sync: Back up files from your computer, camera, or SD cards to the cloud. Find your files on any device or computer using Google Drive, and see ...
- G Suite Sync for Microsoft Outlook® - Google**  
<https://tools.google.com/dlpage/gappsync>  
G Suite Sync for Microsoft Outlook® allows you to use Microsoft Outlook® 2003, 2007, ... The G Suite Sync download includes G Suite Migration for Microsoft ...  
Integrating Outlook and ... - G Suite Migration for Microsoft ...
- Google Sync**  
<https://www.google.com/sync/index.html>  
Sync your mail, contacts, calendar, and more. Sync your Google services to your phone, tablet, and desktop programs so that you can always access what's ...
- Download Backup and Sync - Free Cloud Storage - Google**  
<https://www.google.com/drive/download/backup-and-sync/>  
Get 15GB of free cloud storage today and keep your life connected by downloading Backup and Sync from Google for your Mac or PC computer.
- How to download and install Google Apps Sync for Microsoft Outlook ...**  
<https://sites.google.com/.../how-to-download-and-install-google-apps-sync-for-micros...>  
Google Apps Sync for Microsoft Outlook® is a plug-in for Microsoft Outlook® 2003, 2007, or 2010 on Windows that lets you keep using Outlook to manage your ...
- App downloads - Google Photos**  
<https://photos.google.com/apps>  
Backup and Sync. Automatically back up photos from your Mac or PC, connected cameras and SD cards. Windows 7+, macOS 10.9+. Thanks for downloading ...
- Deploy Backup and Sync - G Suite Administrator Help - Google Support**  
[https://support.google.com/.../Drive/Choose\\_and\\_deploy\\_a\\_sync\\_solution](https://support.google.com/.../Drive/Choose_and_deploy_a_sync_solution)  
Deploy Backup and Sync in your organization to synchronize local files to ... and Sync and specify whether users can see Backup and Sync download links.
- Download Google Sync 1.0 (Free) for Smartphone**  
[downloads.tomsguide.com](https://downloads.tomsguide.com) · Software · Cell Phone and Smart Phone · BlackBerry  
★★★★★ Rating: 5 - 1 vote  
Download Google Sync 1.0 for Smartphone. Google Sync is an application designed for BlackBerry smartphones which enables you to synchronizes contacts ...
- Google Apps Sync - Free download and software reviews - CNET ...**  
[download.cnet.com](https://download.cnet.com) · Windows Software · Communications · E-mail Software

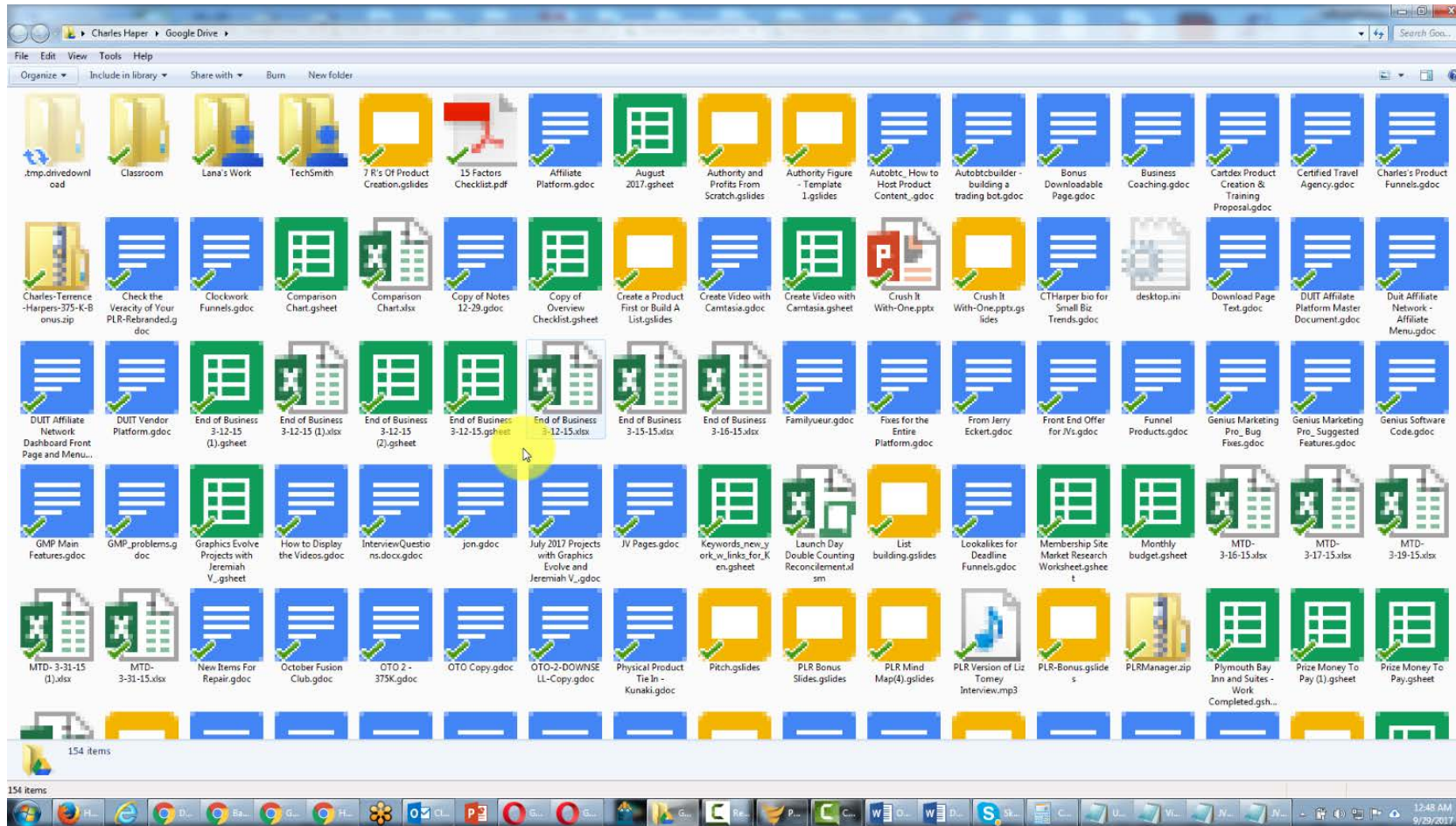
The URL bar at the bottom shows the full search URL: [https://www.google.com/url?sa=t&ct=j&cl=8&src=s&source=web&cd=1&ved=0ahUKEwjQnuvCy8nWAHUFzGMKH5RpbCVYQFgg0MAA&url=https%3A%2F%2Fwww.google.com%2Fdrive%2Fdownload%2F&usq=AFQjCfNfmf45Yb-Jc8SudSUEdckVj/Q\\_Rmw](https://www.google.com/url?sa=t&ct=j&cl=8&src=s&source=web&cd=1&ved=0ahUKEwjQnuvCy8nWAHUFzGMKH5RpbCVYQFgg0MAA&url=https%3A%2F%2Fwww.google.com%2Fdrive%2Fdownload%2F&usq=AFQjCfNfmf45Yb-Jc8SudSUEdckVj/Q_Rmw)

# Download Backup and Sync



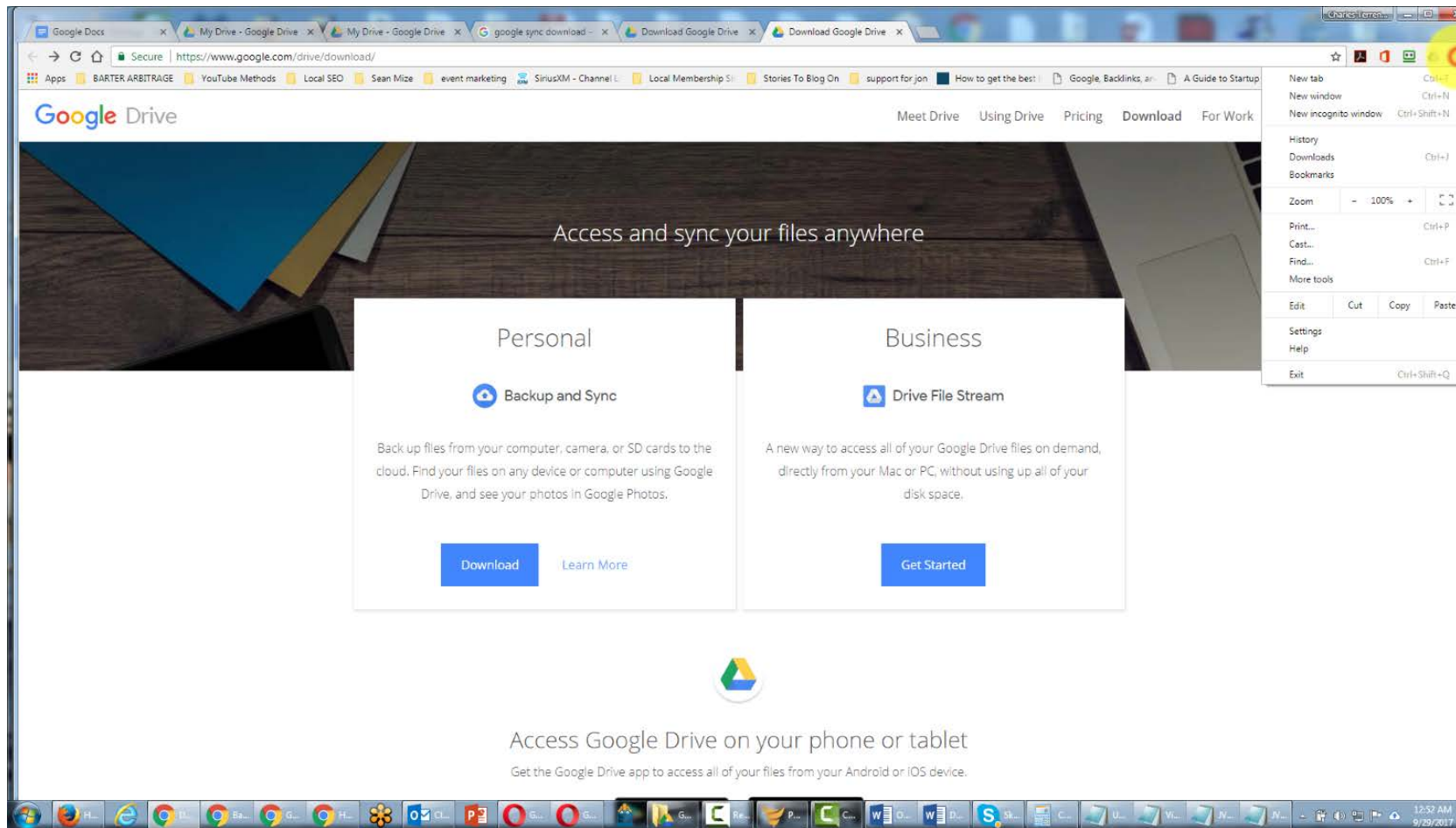


# Run the Software and Sync Your Google Docs

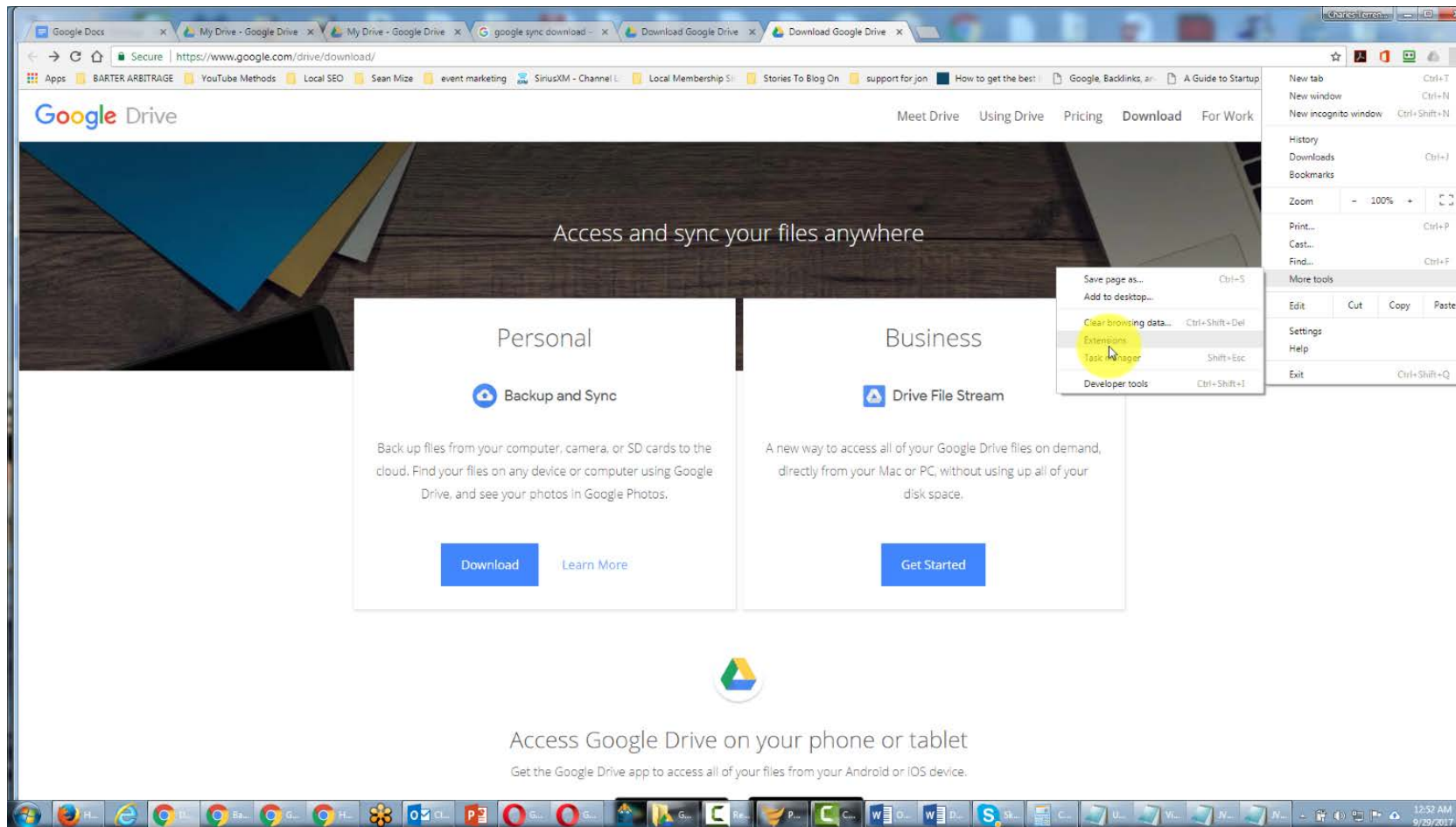




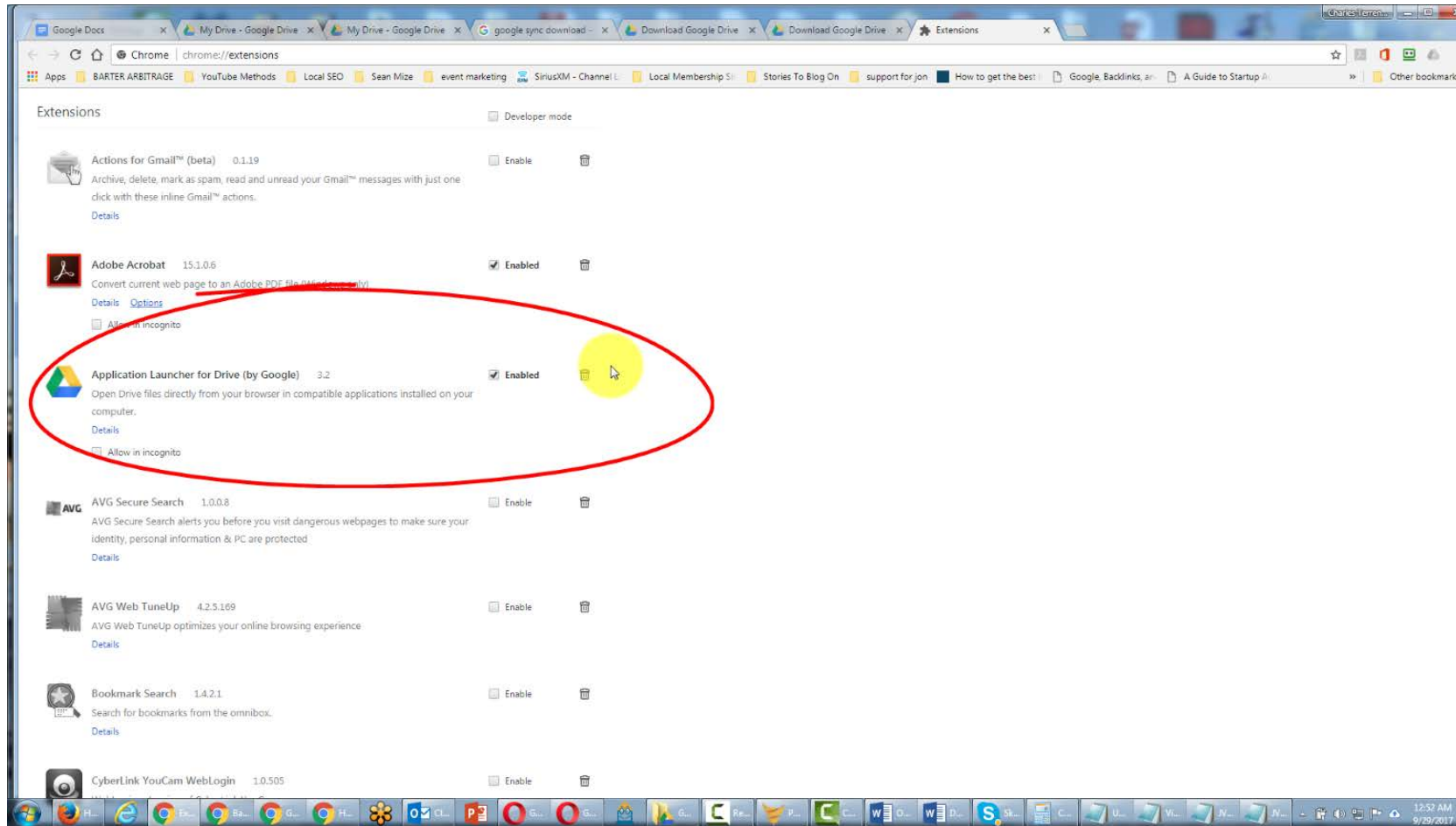
# Go To the Chrome Settings to Make Sure You Have the Extensions



# Click on More Tools



# Make Sure the Application Launcher is Running



# Make Sure Google Docs Offline is Running

